



## OWNER'S MANUAL

Thank you very much for purchasing **BMB** product.  
Before using this product, please carefully read the user manual, in order to facilitate correct operation. After reading through it, please properly keep it for future reference.




## ATTENTIONS ON SAFETY

Based on safety, before correct use of this product, please carefully read through this user manual again. After reading through it, please properly keep it for future reference.

<ATTENTIONS ON SAFETY> A variety of icons and signs are provided to prevent damages and property losses to you or others. The mark and significance of icons are provided below. Please read and understand them.



-  **WARNING** Neglect of this mark and misuse of this product may cause serious human injury or even death.
-  **NOTE** Neglect of this mark and misuse of this product may cause product damage or even human injury.

### EXAMPLES OF ICONS

-  △ The mark provides attentions/warnings. The middle content in the icon provides specific attention. (The description in the left figure means to guard against electric shock).
-  ⊘ The mark shows prohibited acts. The middle content in the icon provides specific instructions (The description in the left figure means to prohibit disassembly).
-  ● The mark provides compulsive behaviors or instructions. The middle content in the icon provides specific instructions (The description in the left figure shows pulling the power plug out of the socket).

## WARNING


### ■ DO NOT CONTINUE TO USE IT IN A FAULT STATE

-   ● Continued use in case of smoking, odor, abnormal noise and other abnormal conditions may cause fire, electric shock, and amplifier fault. Please power off the power amplifier immediately, and pull the power plug out of the socket. Ask the distributor to repair it until it is confirmed to stop smoking.




### ■ DO NOT MODIFY THIS PRODUCT

-  ● Do not modify or disassemble this product. Otherwise, fire and electric shock may be caused.

### ■ KEEP IT AWAY FROM WATER

-  ● This product shall be prevented from water and rain, which may cause fire and electric shock. Special attention shall be paid when it is used on rainy days, on snowy days, off the coast or beside water.

### ■ DON'T PUT A CONTAINER WITH WATER ON IT






-  ● Do not put a vase, a potted plant, cups, cosmetics, medicines, a container with water and small metal objects on the product. Water spilling into the product may cause fire and electric shock.
-   ● If water enters into this product, please power off the power amplifier immediately, pull the power plug out of the socket, and then call the distributor. Continued use may cause fire and electric shock.

### ■ DO NOT INSERT FOREIGN MATTERS



-   ● If foreign matters enter this product, please power off the power amplifier immediately, pull the power plug out of the socket, and then call the distributor. Continued use may cause fire and electric shock.

## NOTE


### ■ ATTENTIONS ON SETTINGS

-  ● Don't keep it in an unfixed place, in order to avoid damage even personal injury in case of falling down.
-  ● This product shall not be moved by holding the iron net and speaker unit to avoid damage, even personal injury.
-  ● This product shall be moved after powering off the power amplifier, pulling the power plug out of the socket, and removing the speaker cable. Otherwise, cable breakage, fire and electric shock may be caused.
-  ● Don't move this product with a TV set and audio devices thereon. The articles may fall, thereby resulting in damage, even personal injury.
-  ● Articles heavier than 10 kg or with the outline dimension larger than this product shall not be placed on this product. Otherwise, the articles may fall thereby resulting in damage, even personal injury.





### ■ DO NOT PLACE THIS PRODUCT IN THE FOLLOWING PLACES

-  ● Keep this product from cooking fume and vapor beside a food processing platform and a humidifier, etc. Otherwise, fire and electric shock may be caused.
-  ● Keep it from a humid and dusty place. Otherwise, fire and electric shock may be caused.

### ■ ABOUT WIRING

-  ● Before connecting this machine to other audio devices, TV sets etc., please carefully read the user manual of each machine, shut off the power supply, and then operate according to the manuals.

### ■ ATTENTIONS ON USE

-  ● Please power on after minimizing the volume. Sudden loud sound may cause hearing losses.
-  ● Do not keep it in the sound distortion state for a long time. Otherwise, the speaker may cause fire due to sharp temperature rise.
-  ● Do not sit or hang on the speaker. Pay special attention to children. Falling or failure may cause injury to them.
-  ● Keep this product away from cash card, disk and other magnetic products. Magnetism of the speaker may cause data loss, thereby affecting the use of the products.

# INSTALLATION

## Accessories



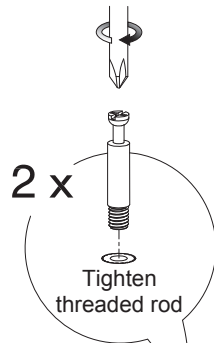
Threaded rod 4x



Spiral disk 4x

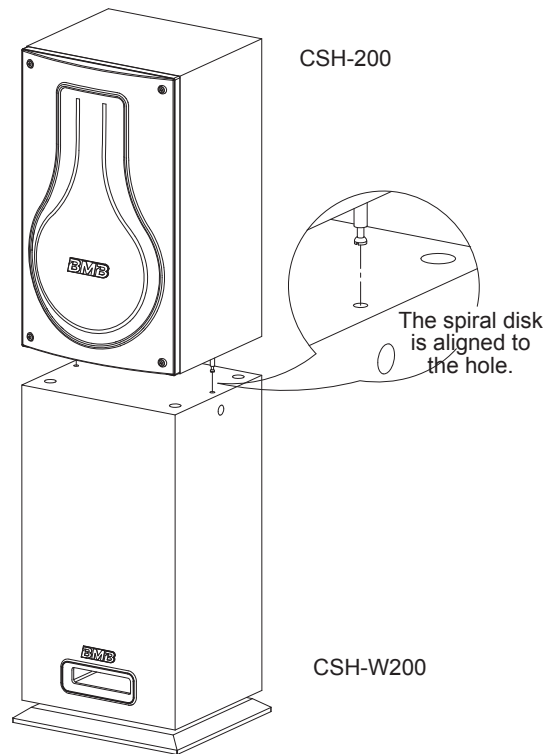


Rubber plug 4x

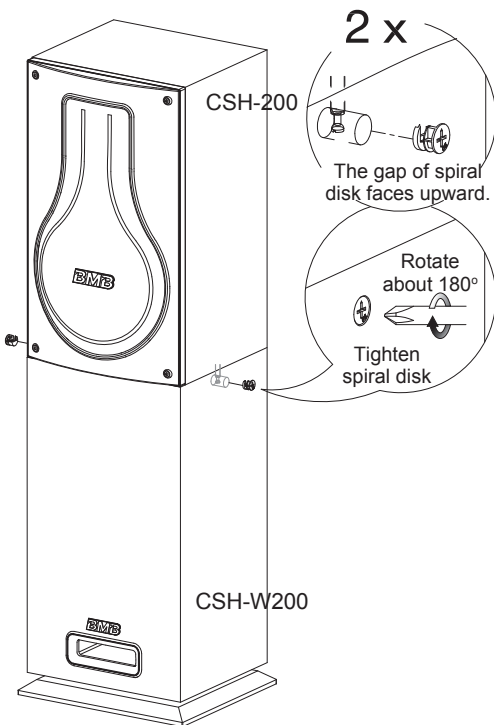


CSH-200

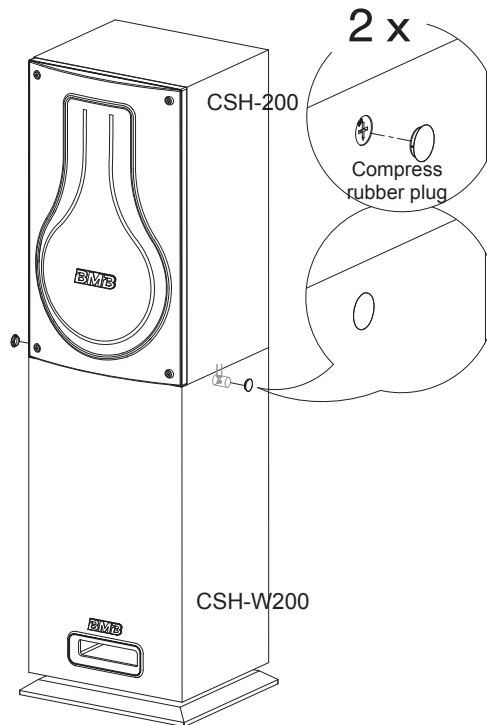
Steps to install: ①



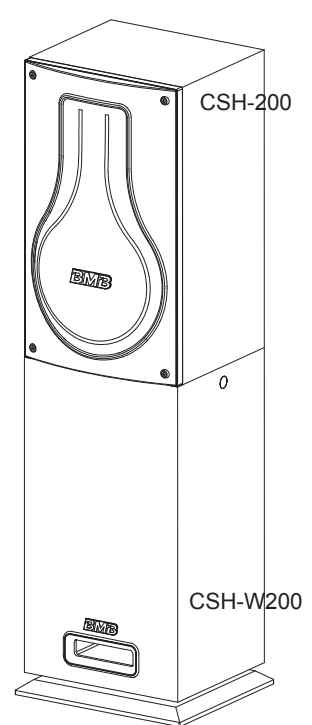
Steps to install: ②



Steps to install: ③



Steps to install: ④



Steps to install: ⑤

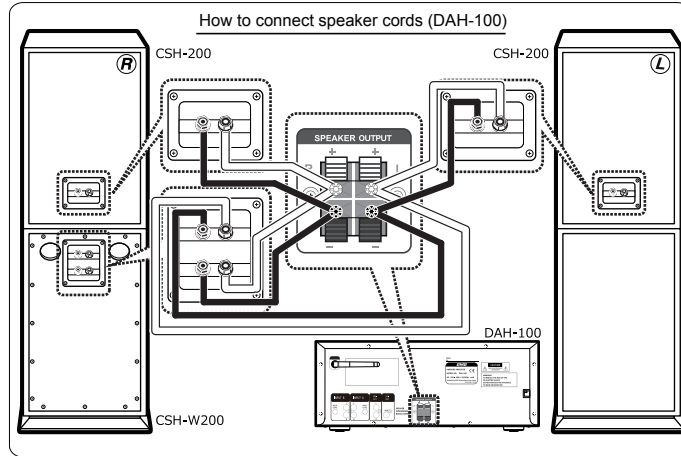
## BEFORE USE

### Attentions on operation

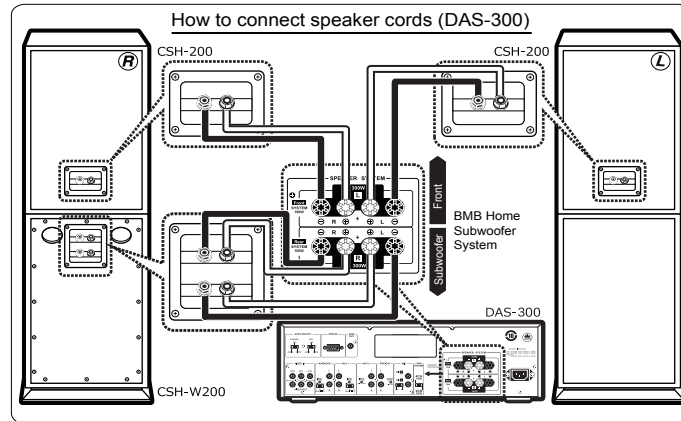
- The maximum input power of the speaker is 300 W (peak). Too high input power may damage the karaoke speaker, so please do pay attention to keeping the power within the specification.
- Even if the maximum power output of the amplifier is lower than 300 W, do not regulate the speaker to very high volume, or allow it to broadcast distorted sound, which may damage the speaker.

# CONNECTION

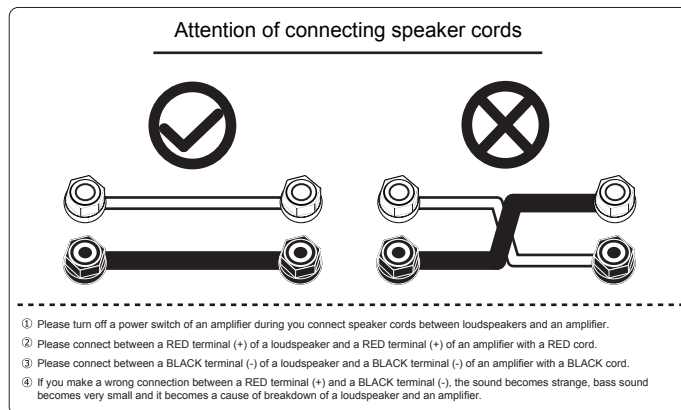
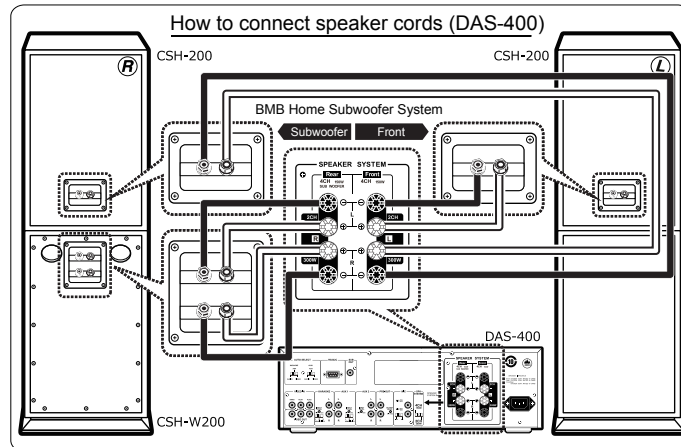
For DAH-100



For DAS-300



For DAS-400



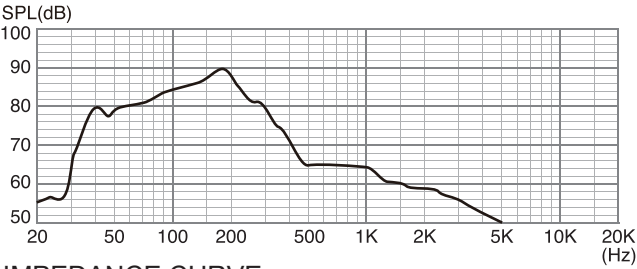
Notes: When a speaker stand with subwoofer and a speaker stand without subwoofer are placed in, the positions of them can be exchanged left and right.

# SPECIFICATION

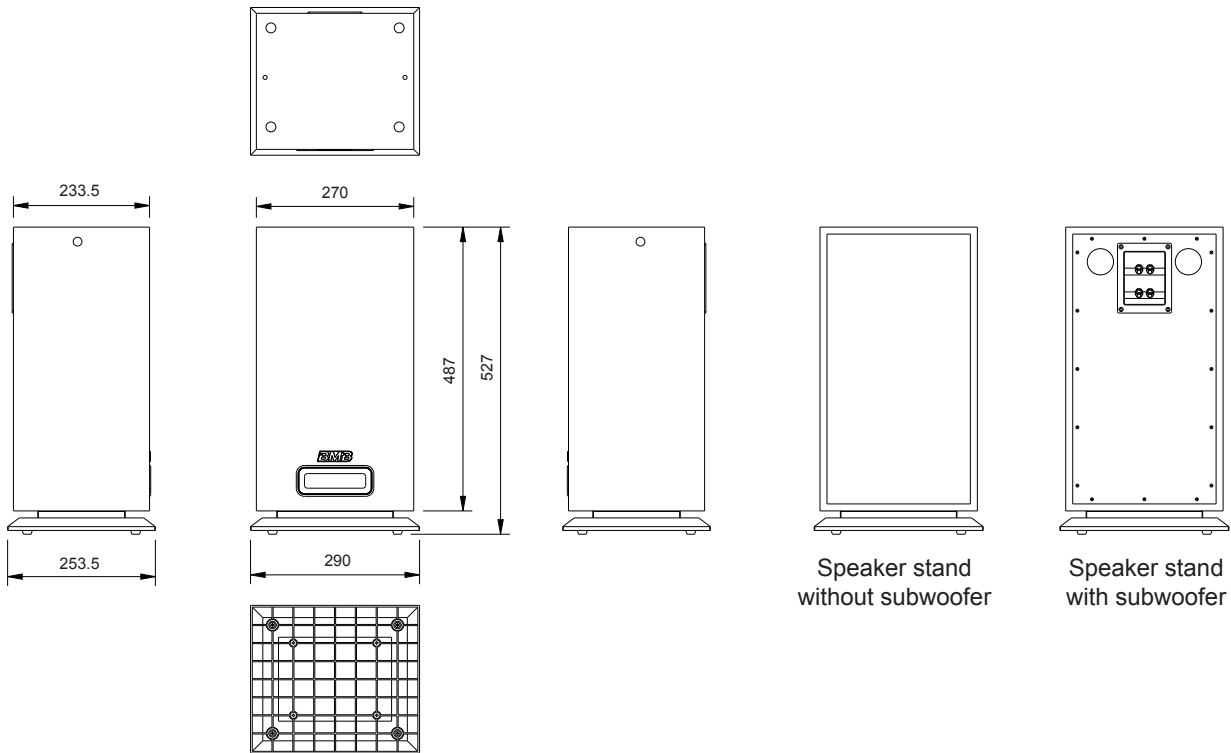
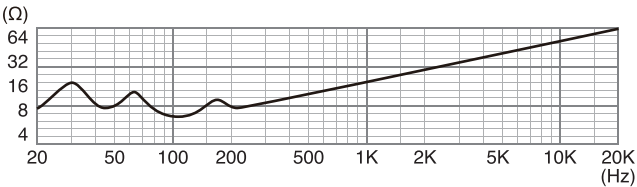
Name	Speaker stand with subwoofer	Speaker stand without subwoofer
System	1 Way 1 Speaker	Wooden case
Woofer Unit	20 cm Paper Cone Type × 1 unit	Void
Max Input Power	300 W × 2	Void
Rating Input Power	150 W × 2	Void
Dimensions (mm)	290 (W) × 527 (H) × 253.5 (D)	
Weight	8.28 kg	6.86 kg
Impedance	8 Ω×2 (DVC)	Void
Annex	Owner's Manual (this book) × 1 Registration card × 1 Speaker cord × 2 Threaded rod × 4 Spiral disk × 4 Rubber plug × 4	

# STANDARD FEATURES

## FREQUENCY RESPONSE



## IMPEDANCE CURVE



- Due to product improvement, all above specifications and appearances are subject to change without notice.
- The copyright of this manual belongs to BMB International Corp.

**BMB International Corp.**

<http://www.bmb.com>