

OWNER'S MANUAL

Thank you very much for purchasing **BMB** product.

Before using this product, please carefully read the user manual, in order to facilitate correct operation.

After reading through it, please properly keep it for future reference.

ATTENTIONS ON SAFETY

Based on safety, before correct use of this product, please carefully read through this user manual again.

After reading through it, please properly keep it for future reference.

<ATTENTIONS ON SAFETY> A variety of icons and signs are provided to prevent damages and property losses to you or others. The mark and significance of icons are provided below. Please read and understand them.



WARNING

Neglect of this mark and misuse of this product may cause serious human injury or even death.



NOTE

Neglect of this mark and misuse of this product may cause product damage or even human injury.

EXAMPLES OF ICONS



The mark provides attentions/warnings. The middle content in the icon provides specific attention. (The description in the left figure means to guard against electric shock).



The mark shows prohibited acts. The middle content in the icon provides specific instructions (The description in the left figure means to prohibit disassembly).



The mark provides compulsive behaviors or instructions. The middle content in the icon provides specific instructions (The description in the left figure shows pulling the power plug out of the socket).

WARNING

■ DO NOT CONTINUE TO USE IT IN A FAULT STATE



- Continued use in case of smoking, odor, abnormal noise and other abnormal conditions may cause fire, electric shock, and amplifier fault. Please power off the power amplifier immediately, and pull the power plug out of the socket. Ask the distributor to repair it until it is confirmed to stop smoking.

■ DO NOT MODIFY THIS PRODUCT



- Do not modify or disassemble this product. Otherwise, fire and electric shock may be caused.

■ KEEP IT AWAY FROM WATER



- This product shall be prevented from water and rain, which may cause fire and electric shock. Special attention shall be paid when it is used on rainy days, on snowy days, off the coast or beside water.

■ DON'T PUT A CONTAINER WITH WATER ON IT



- Do not put a vase, a potted plant, cups, cosmetics, medicines, a container with water and small metal objects on the product. Water spilling into the product may cause fire and electric shock.



- If water enters into this product, please power off the power amplifier immediately, pull the power plug out of the socket, and then call the distributor. Continued use may cause fire and electric shock.

■ DO NOT INSERT FOREIGN MATTERS



- If foreign matters enter this product, please power off the power amplifier immediately, pull the power plug out of the socket, and then call the distributor. Continued use may cause fire and electric shock.

NOTE

ATTENTIONS ON SETTINGS



- Don't keep it in an unfixed place, in order to avoid damage even personal injury in case of falling down.



- This product shall not be moved by holding the iron net and speaker unit to avoid damage, even personal injury.



- This product shall be moved after powering off the power amplifier, pulling the power plug out of the socket, and removing the speaker cable. Otherwise, cable breakage, fire and electric shock may be caused.



- Don't move this product with a TV set and audio devices thereon. The articles may fall, thereby resulting in damage, even personal injury.



- Articles heavier than 10 kg or with the outline dimension larger than this product shall not be placed on this product. Otherwise, the articles may fall thereby resulting in damage, even personal injury.

DO NOT PLACE THIS PRODUCT IN THE FOLLOWING PLACES



- Keep this product from cooking fume and vapor beside a food processing platform and a humidifier, etc. Otherwise, fire and electric shock may be caused. Otherwise, fire and electric shock may be caused.



- Keep it from a humid and dusty place. Otherwise, fire and electric shock may be caused.

ABOUT WIRING



- Before connecting this machine to other audio devices, TV sets etc., please carefully read the user manual of each machine, shut off the power supply, and then operate according to the manuals.

ATTENTIONS ON USE



- Please power on after minimizing the volume. Sudden loud sound may cause hearing losses.



- Do not keep it in the sound distortion state for a long time. Otherwise, the speaker may cause fire due to sharp temperature rise.



- Do not sit or hang on the speaker. Pay special attention to children. Falling or failure may cause injury to them.



- Keep this product away from cash card, disk and other magnetic products. Magnetism of the speaker may cause data loss, thereby affecting the use of the products.

SETTING METHODS ABOUT INSTALLATION

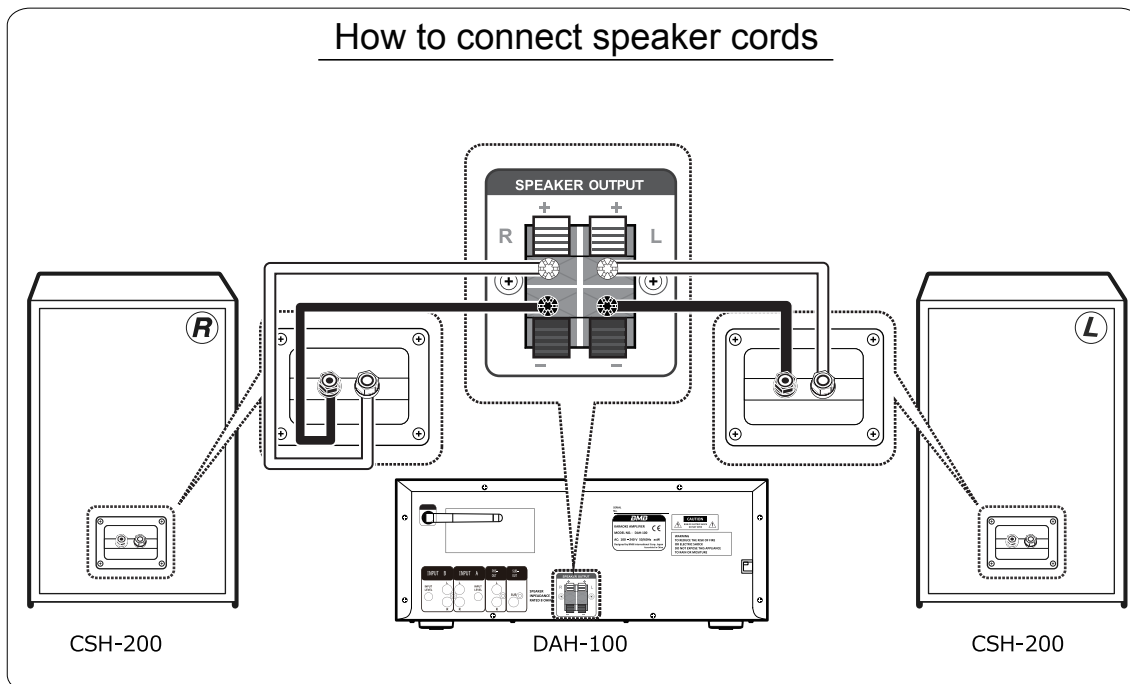
- Do not install the speaker in a very humid environment or under direct sunlight or near a furnace or other heat sources.
- For a karaoke speaker, the sound may greatly vary with the installation location. The best music appreciation level will be achieved on the premise of the following points.
 - a) Under normal conditions, please install the speaker in a location higher than your ears.
 - b) The best distance from the speaker is 2-5 meters.
 - c) If the speaker is installed on a firm support, or placed against the wall, then the bass will sound more resonant. If an article with poor bass reflex effect is put in front of the speaker, the bass will lose its effect.
- This product does not have magnetic shielding function. If the speaker is too close to a TV set, color of the TV set may be vague. If this situation happens, turn off the TV, and then restart it 15-30 minutes later. If the problem still exists, move the speaker away from the TV set.

BEFORE USE


Attentions on operation

- The maximum input power of the speaker is 300 W (peak). Too high input power may damage the karaoke speaker, so please do pay attention to keeping the power within the specification.
- Even if the maximum power output of the power amplifier is lower than 300 W, do not regulate the speaker to very high volume, or allow it to broadcast distorted sound, which may damage the speaker.

How to connect speaker cords



Attention of connecting speaker cords



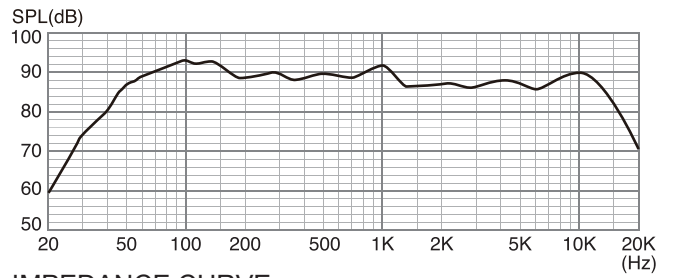
- ① Please turn off a power switch of an amplifier during you connect speaker cords between loudspeakers and an amplifier.
- ② Please connect between a RED terminal (+) of a loudspeaker and a RED terminal (+) of an amplifier with a RED cord.
- ③ Please connect between a BLACK terminal (-) of a loudspeaker and a BLACK terminal (-) of an amplifier with a BLACK cord.
- ④ If you make a wrong connection between a RED terminal (+) and a BLACK terminal (-), the sound becomes strange, bass sound becomes very small and it becomes a cause of breakdown of a loudspeaker and an amplifier.

SPECIFICATION

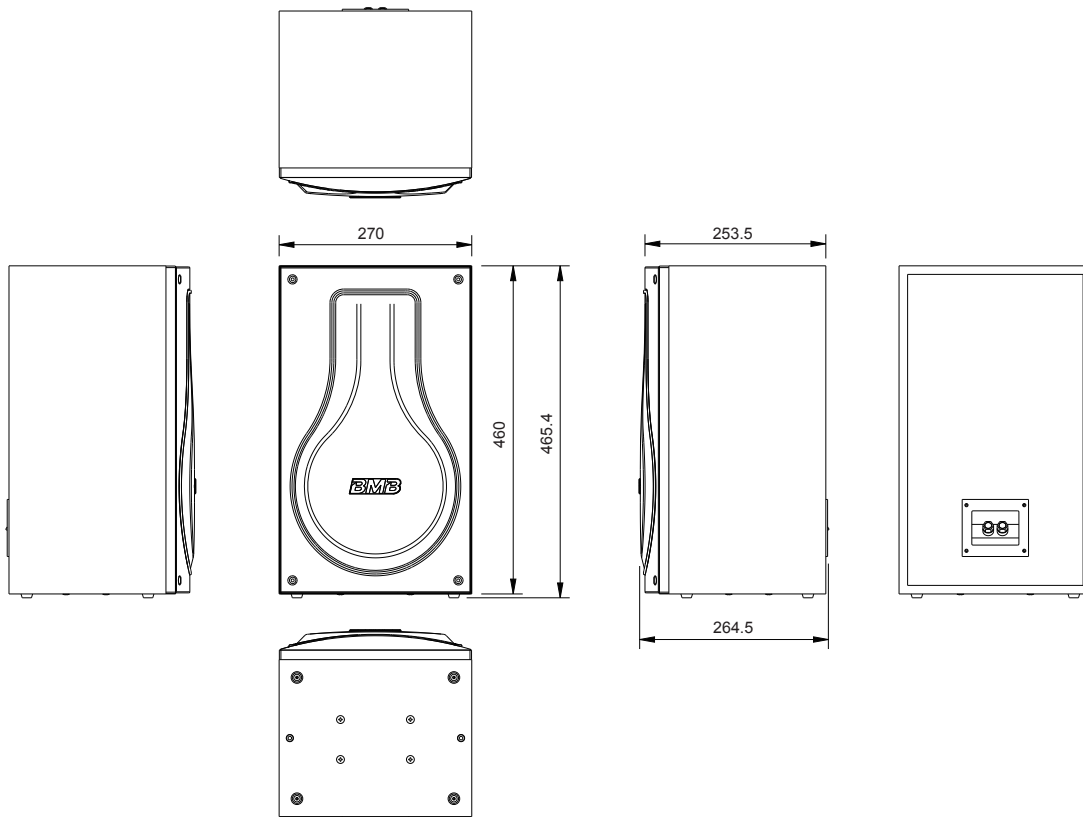
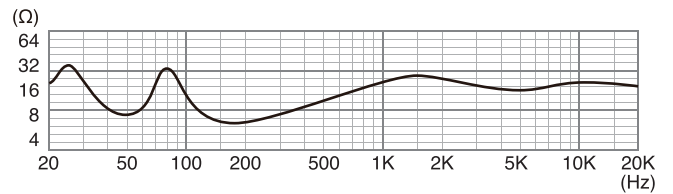
System:	3 Ways 3 Speakers
Woofer Unit:	20 cm Paper Cone Type × 1 unit
Squawker Unit:	8 cm Paper Cone Type × 1 unit
Tweeter Unit:	8 cm Paper Cone Type × 1 unit
Max Input Power:	300 W
Rating Input Power:	150 W
Dimensions (mm):	270 (W) × 465.4 (H) × 264.5 (D)
Weight:	7.34 kg/piece
Impedance:	8 Ω
Annex:	Owner's Manual (this book) × 1 Registration Card × 1 Speaker Cord × 2

STANDARD FEATURES

FREQUENCY RESPONSE



IMPEDANCE CURVE



- Due to product improvement, all above specifications and appearances are subject to change without notice.
- The copyright of this manual belongs to BMB International Corp.

BMB International Corp.

<http://www.bmb.com>